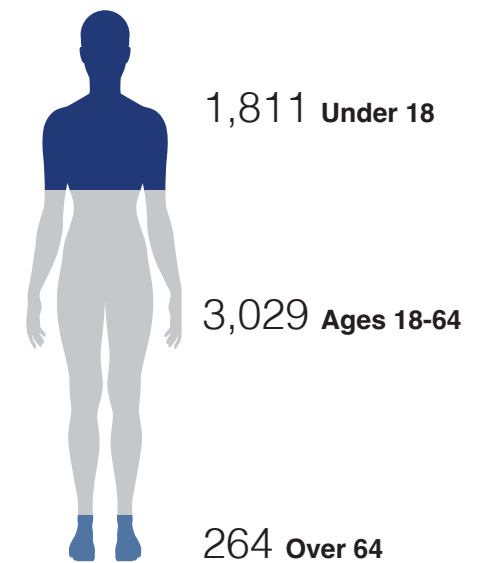
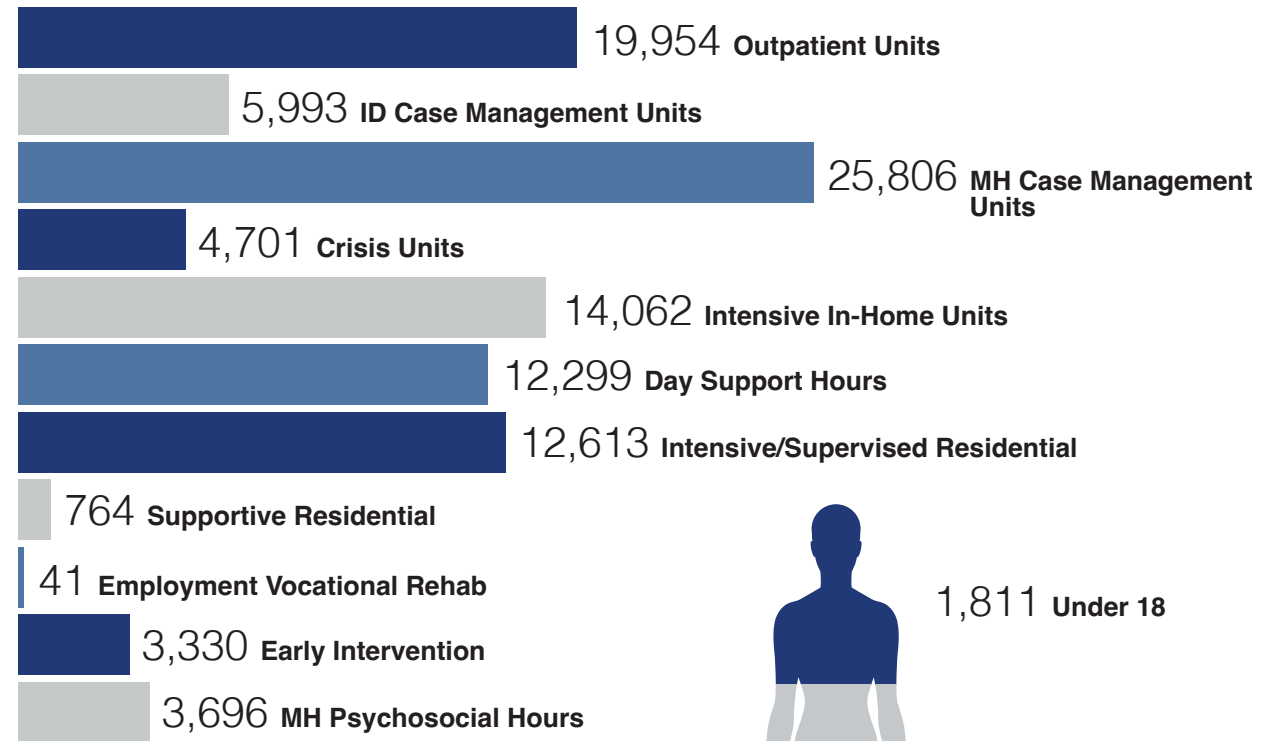




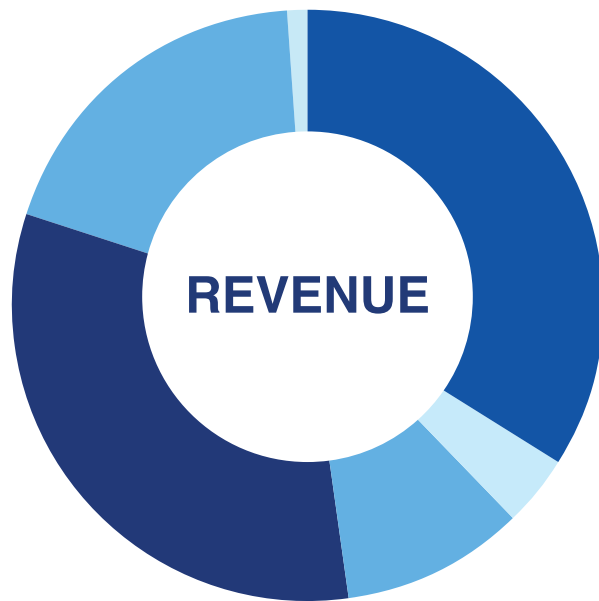
2023-2024 Services



5,104 Individuals Served

PD1BHS/Frontier Health's Prevention Team served **5,350 individuals** through **65 community-based events**. PD1BHS/Frontier Health provided services to **5,104 unduplicated individuals** addressing mental health, intellectual and developmental disability, substance use, early intervention, and crisis needs.

REVENUE 2023-2024



- \$7,272,553 State
- \$775,560 Local
- \$2,252,476 Federal
- \$6,283,725 Medicaid
- \$2,281,289 Other Fees
- \$3,236,633 Other Funds

SOURCES OF SUPPORT

State: 33% of funds come from the State of Virginia.

Local: 4% of funds come from the local governments of Lee, Scott, and Wise Counties, along with the City of Norton.

Federal: 10% of funds are federally administered by the State of Virginia.

Medicaid: 28% of funds are fees from medicaid for services provided.

Other Fees: 10% are funds from other fees. Included in other fees are sliding scale fees paid by individuals, insurance payments, Medicare fees, foster care, supportive service fees, parenting groups and vocal rehab fees.

Other Funds: 15% are other funds. Included in other funds are workshops, data-line grant, client earned funds, transportation and retained earnings.

Impact

PD1BHS / Frontier Health Sessions for the 5,104 Individuals Served During 2023-2024.

Total Jobs	Direct Impact 223	Ripple Effect 62	Total Impact 285
Total Labor Income	Direct Impact \$14,484,213	Ripple Effect \$2,627,436	Total Impact \$17,111,649
Total Economic Output	Direct Impact \$22,102,236	Ripple Effect \$4,234,788	Total Impact \$26,337,024