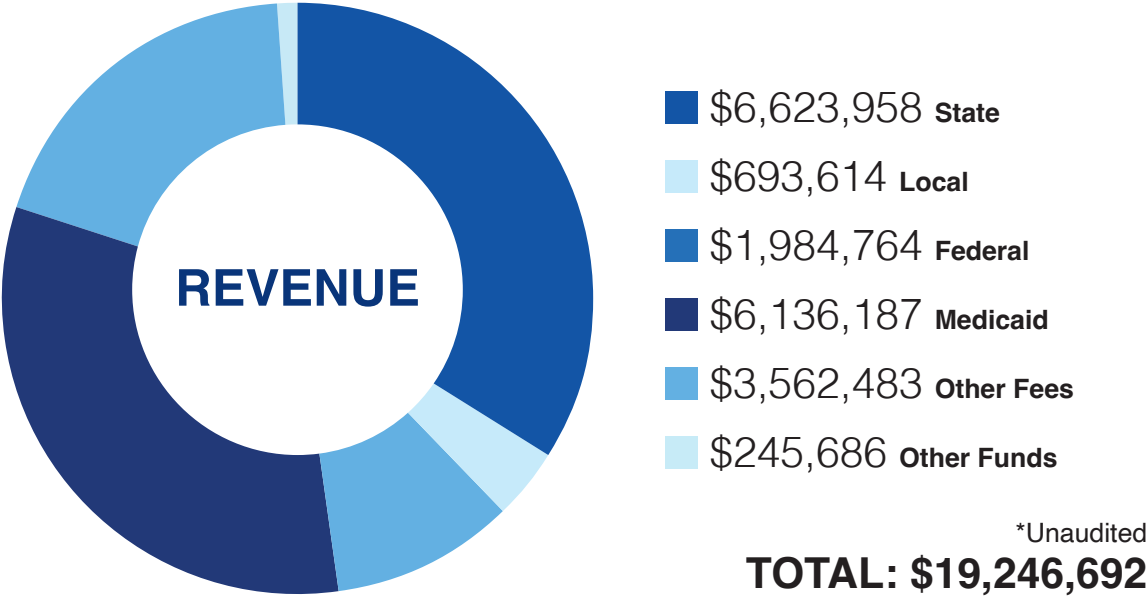




# REVENUE 2022-2023



## SOURCES OF SUPPORT

**State:** 34% of funds come from the State of Virginia.

**Local:** 4% of funds come from the local governments of Lee, Scott, and Wise Counties, along with the City of Norton.

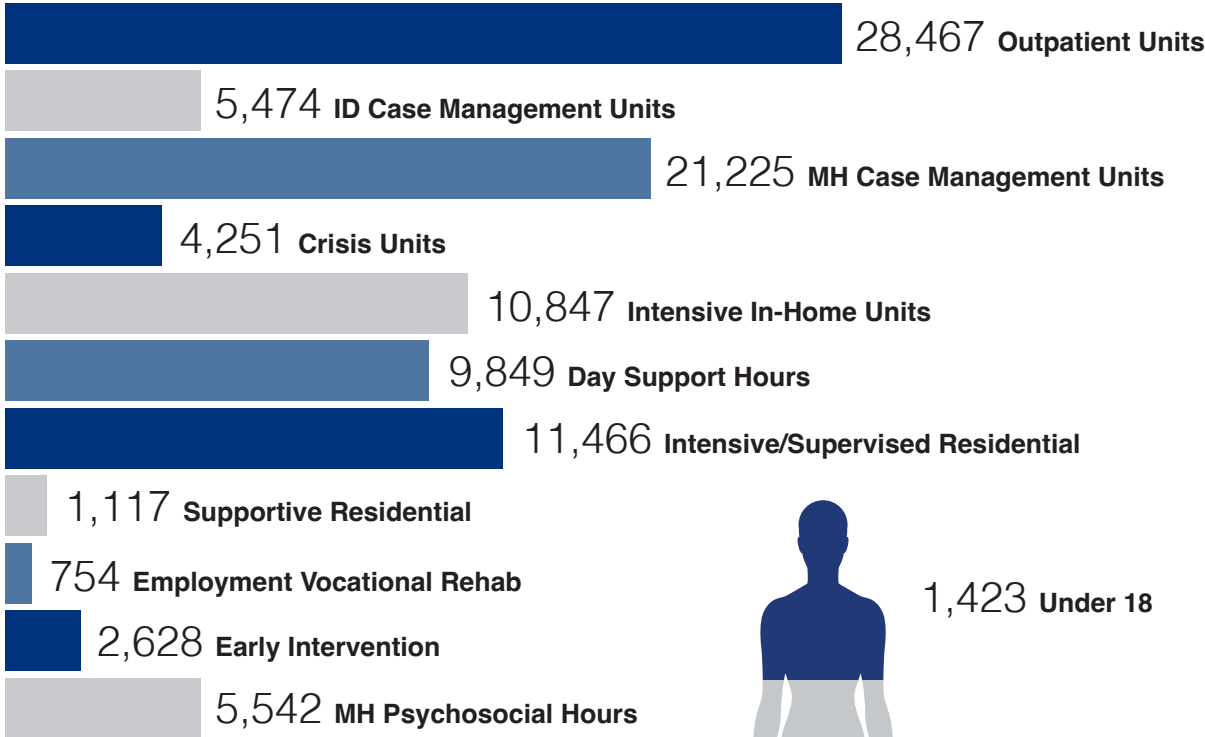
**Federal:** 10% of funds are federally administered by the State of Virginia.

**Medicaid:** 32% of funds are fees from medicaid for services provided.

**Other Fees:** 19% are funds from other fees. Included in other fees are sliding scale fees paid by individuals, insurance payments, Medicare fees, foster care, supportive service fees, parenting groups and vocal rehab fees.

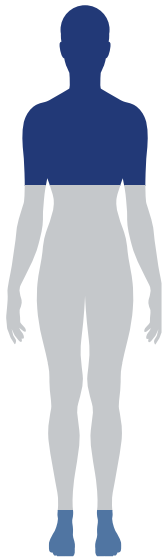
**Other Funds:** 1% are other funds. Included in other funds are workshops, data-line grant, client earned funds and transportation.

# 2022-2023 Services



## 4,320 Individuals Served

PD1BHS/Frontier Health’s Prevention Team served **7,295 individuals** through **81 community-based events**. PD1BHS/Frontier Health provided services to **4,320 unduplicated individuals** addressing mental health, intellectual and developmental disability, substance use, early intervention, and crisis needs.



1,423 Under 18

2,663 Ages 18-64

234 Over 64

# Impact

## PD1BHS / Frontier Health Sessions for the 4,320 Individuals Served During 2022-2023.

|                       |                               |                              |                              |
|-----------------------|-------------------------------|------------------------------|------------------------------|
| Total Jobs            | Direct Impact<br>210          | Ripple Effect<br>59          | Total Impact<br>269          |
| Total Labor Income    | Direct Impact<br>\$12,397,114 | Ripple Effect<br>\$2,231,481 | Total Impact<br>\$14,628,595 |
| Total Economic Output | Direct Impact<br>\$21,022,276 | Ripple Effect<br>\$3,994,232 | Total Impact<br>\$25,016,508 |