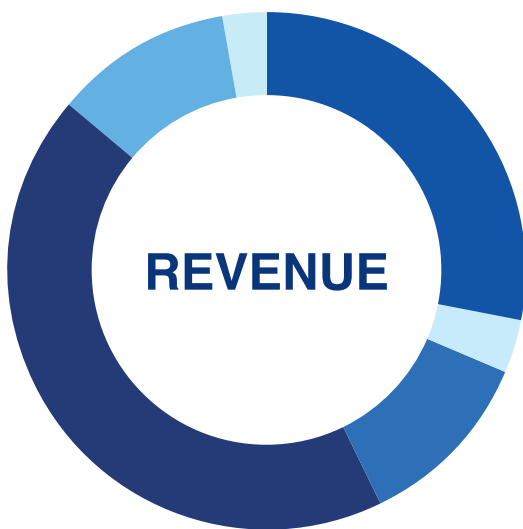




REVENUE 2021-2022



- \$5,976,742 State
- \$693,612 Local
- \$2,366,913 Federal
- \$9,160,016 Medicaid
- \$2,357,861 Other Fees
- \$557,880 Other Funds

*Unaudited
TOTAL: \$21,113,024

SOURCES OF SUPPORT

State: 28.2% of funds come from the State of Virginia.

Local: 3.2% of funds come from the local governments of Lee, Scott, and Wise Counties, along with the City of Norton.

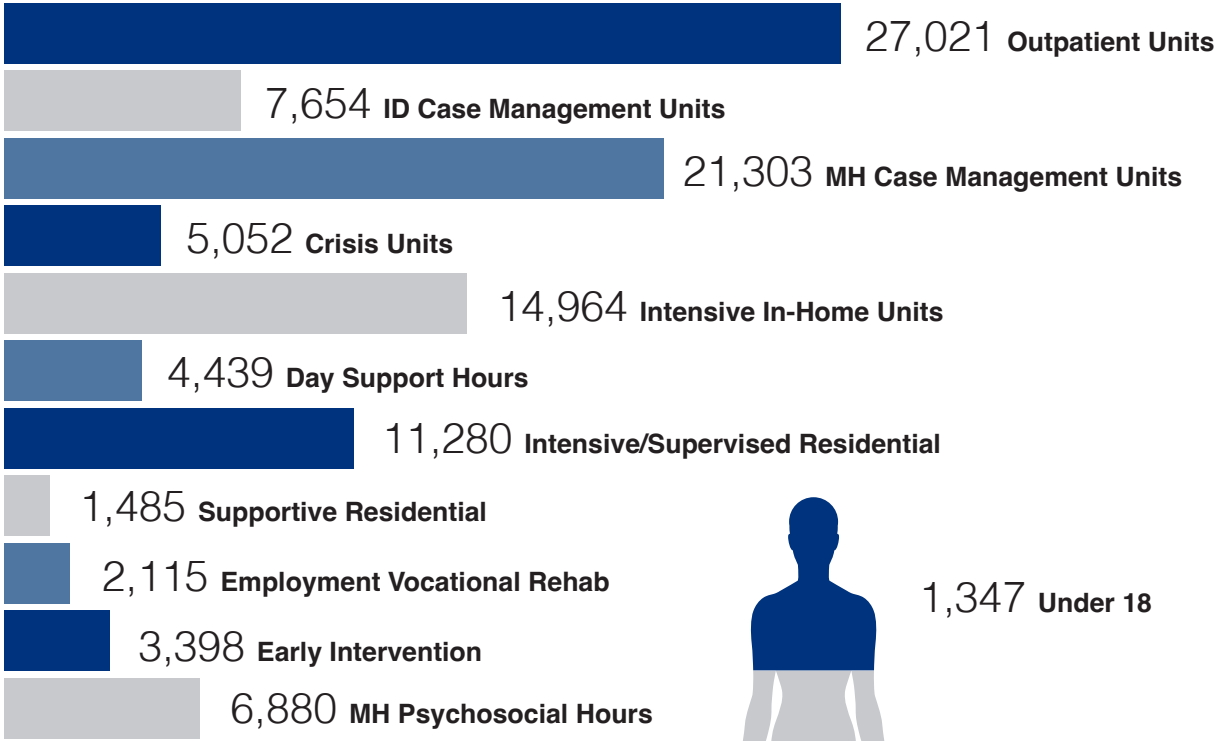
Federal: 11.2% of funds are federally administered by the State of Virginia.

Medicaid: 43.3% of funds are fees from medicaid for services provided.

Other Fees: 11.6% are funds from other fees. Included in other fees are sliding scale fees paid by individuals, insurance payments, Medicare fees, foster care, supportive service fees, parenting groups and vocal rehab fees.

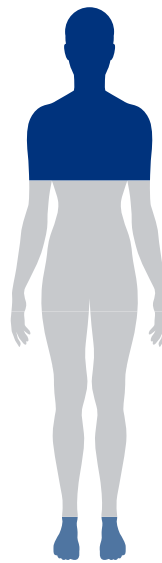
Other Funds: 2.5% are other funds. Included in other funds are workshops, data-line grant, client earned funds and transportation.

2021-2022 Services



4,481 Individuals Served

PD1BHS/Frontier Health's Prevention Team served **6,763 individuals** through **154 community-based events**. PD1BHS/Frontier Health provided services to **4,481 unduplicated individuals** addressing mental health, intellectual and developmental disability, substance use, early intervention, and crisis needs.



1,347 Under 18
2,911 Ages 18-64
223 Over 64

Impact

PD1BHS / Frontier Health Sessions for the 4,481 Individuals Served During 2021-2022.

Total Jobs	Direct Impact 219	Ripple Effect 61	Total Impact 280
Total Labor Income	Direct Impact \$11,188,649	Ripple Effect \$2,029,621	Total Impact \$13,218,270
Total Economic Output	Direct Impact \$16,180,865	Ripple Effect \$3,100,254	Total Impact \$19,281,119