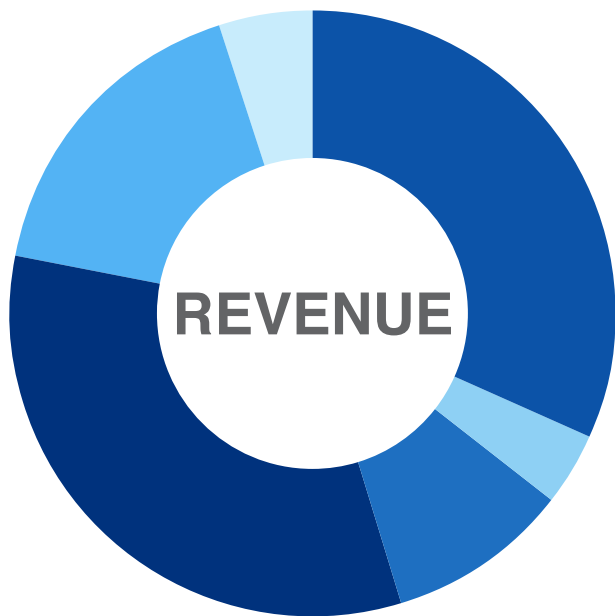
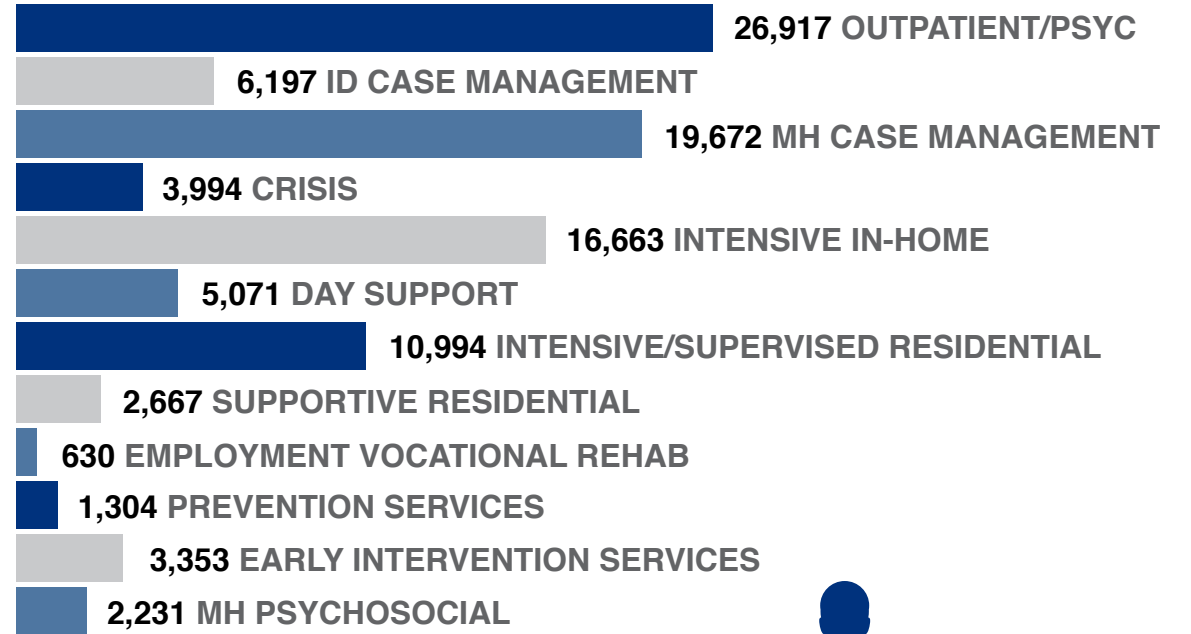




# 2020-2021 Units/Services



31.9 %	State
3.9 %	Local
9.6 %	Federal
32.8 %	Medicaid
16.9 %	Other Fees
4.9 %	Other Funds

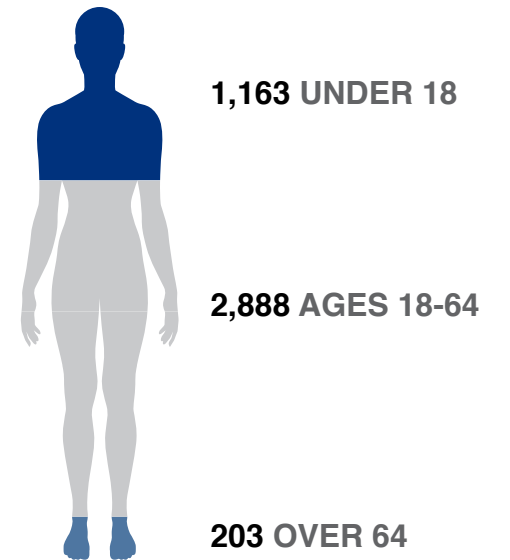
**Total: \$16,120,757**

## Sources of Support

**State:** 31.9% of funds come from the State of Virginia.  
**Local:** 3.9% of funds come from the local governments of Lee, Scott, and Wise Counties, along with the City of Norton.  
**Federal:** 9.6% of funds are federally administered by the State of Virginia.  
**Medicaid:** 32.8% of funds are fees from medicaid for services provided.  
**Other Fees:** 16.9% are funds from other fees. Included in other fees are sliding scale fees paid by individuals, insurance payments, Medicare fees, foster care, supportive service fees, parenting group and vocal rehab fees.  
**Other Funds:** 4.9% are other funds. Included in other funds are workshops, data-line grant, client earned funds and transportation.

**4,254 Served**

PD1BHS / Frontier Health provided services to 4,254 unduplicated individuals addressing mental health, intellectual and developmental disability, substance use, prevention, early intervention and crisis needs.



## Impact

**PD1BHS / Frontier Health Sessions for the 4,254 Individuals Served During 2020-2021.**

<b>Total Jobs</b>	Direct Impact	Ripple Effect	Total Impact
	<b>226</b>	<b>63</b>	<b>289</b>
<b>Total Labor Income</b>	Direct Impact	Ripple Effect	Total Impact
	<b>\$10,006,875</b>	<b>\$1,801,238</b>	<b>\$11,808,113</b>
<b>Total Economic Output</b>	Direct Impact	Ripple Effect	Total Impact
	<b>\$15,136,655</b>	<b>\$2,875,964</b>	<b>\$18,012,619</b>